


## HUBBELL Large Capacity Floor Boxes with Round Covers

- Round cover to match Fire-Rated Poke-Through installations
- Eight distinct mounting directions
- Post pour adjustability
- Five aesthetically pleasing finishes

Hubbell's **LCFB** Adapter System allows users to integrate Hubbell's SystemOne Round Covers with Hubbell's Six-Gang Large Capacity Floor Box. This combination provides greater capacity, durability, flexibility with an attractive modern finish. Covers are available in a variety of architectural finishes including brass, nickel and aluminum. These covers provide a common round look and finish between Hubbell SystemOne Recessed Fire-Rated Poke-Throughs and the Six-Gang Large Capacity Floor Box (with the use of the LCFB adapter) — enhancing building decor.

The round shape of the SystemOne cover allows for the products to be installed in any location or orientation without having concern for parallel lines in the building floor while the device capacity of the Large Capacity Floor Box allows for power, data and audio visual to be combined into a common floor box.



### FEATURES/BENEFITS

- Comprehensive array of architectural finishes:
  - Plated Brushed Brass    Plated Satin Nickel
  - Plated Bronze Finish    Brushed Aluminum
  - Black Powder Coat
- Drop down cable access doors to reduce trip hazards
- Flange complies with ADA requirements
- Egress door brushes reduces ingress of dirt

### APPLICATIONS



Commercial Buildings

Healthcare Facilities

Schools



### COVER SPECIFICATIONS

- Flange height 0.15"
- 180° access door opening
- Two doors for cable egress

### STANDARDS/LISTINGS/VERIFICATIONS

- Complies with UL514A for scrub water test
- cULus Listed

### FLOOR FINISH COMPATIBILITY

| Floor Finish Material | Compatibility |
|-----------------------|---------------|
| Carpet                | Yes           |
| Tile*                 | Yes           |
| Finished Concrete     | No            |
| Terrazzo*             | Yes           |
| Wood Laminate *       | Yes           |
| VCT*                  | Yes           |

\* Minimum thickness of 1/8" required

**LCFB Adapter**

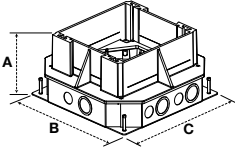


| Catalog Number       | Material               | Compatible Floor Boxes          | Compatible SystemOne Recessed Cover | Vertical Adjustability Range                       |
|----------------------|------------------------|---------------------------------|-------------------------------------|--|
| <b>LCFBS1R8ADAPT</b> | Galvanized sheet metal | <b>LCFBSSA</b><br><b>LCFBCA</b> | <b>S1R8CVR Series</b>               | 1/8" minimum to 3/8" maximum finished floor height |

Note: \*Will sit approximately 1/8" above level of concrete floor after installation. Concrete will need to be graded after initial pour to remove potential ridges.



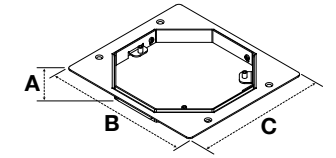
**Six-Gang Floor Box**

Dimensions Inches (mm)

| Style   | Stamped Steel   | Cast Iron   |
|---|---|---|
|   | 6-Gang  | 6-Gang  |
|  | <br><b>LCFBSSA</b> | <br><b>LCFBCA</b> |
| Min. Depth of Pour  | 3.50" (88.9)  | 3.65" (92.7)  |
| Adjustability   | Fully   | Fully   |
| Cubic Inch (cm3) Capacity Per Chamber   | (4) at 38.2 cu. in. (626.0 cm3)<br>(2) at 25.4 cu. in. (416.2 cm3)                                  | (4) at 36.8 cu. in. (603.0 cm3)<br>(2) at 25.4 cu. in. (416.2 cm3)                                  |
| Dimensions – A  | 6.18" (157.0)   | 6.35" (161.3)   |
| Dimensions – B  | 12.95" (328.9)  | 13.11" (333.0)  |
| Dimensions – C  | 12.95" (328.9)  | 13.11" (333.0)  |
| Threaded Access Holes – Per Chamber   | –   | (1) 3/4" & (1) 1/4"   |
| Knockouts – Per Chamber   | (1) Concentric 1", 1 1/4"; (1) 3/4"   | –   |
| Concrete Cover Included   | ✓   | ✓   |
| Closure Plugs Included  | –   | ✓   |
| Cover Mounting Brackets Included*   | ✓   | ✓   |

**LCFB Adapter**

Dimensions Inches (mm)



|                |                |
|----------------|----------------|
| Dimensions – A | .89" (22.6)    |
| Dimensions – B | 10.13" (257.3) |
| Dimensions – C | 9.25" (235.0)  |

Note: \*Replacements Mounting Brackets available, (1 pair) **LCFBBRACKET**.  
UL File Number E31999. CSA File Number LR18416.

**Recessed Floor Box Covers**

|   |  |   |   |
|---|--|---|---|
| Smooth Metallic Cover, Flange and Cable Doors for Carpet Applications<br>Cover Dimensions 10.30" x 10.30"                                   | Aluminum Finish<br>Brass Finish<br>Black<br>Gray | <b>LCFBCALTC</b><br><b>LCFBCBRSTC</b><br><b>LCFBCBKTC</b><br><b>LCFBCGYTC</b> |  |
| Metallic Cover, Flange and Cable Doors for Carpet Applications<br>Carpet Insert Required<br>Cover Dimensions 10.30" x 10.30"                | Aluminum Finish<br>Brass Finish<br>Black<br>Gray | <b>LCFBCALC</b><br><b>LCFBCBRSC</b><br><b>LCFBCBKC</b><br><b>LCFBCGYC</b>     |  |
| Reinforced Non-Metallic Cover, Flange and Cable Doors for Carpet Applications<br>Carpet Insert Required<br>Cover Dimensions 10.30" x 10.30" | Black<br>Brown<br>Gray<br>Ivory                  | <b>LCFBCBKA</b><br><b>LCFBCBRA</b><br><b>LCFBCGYA</b><br><b>LCFBCIA</b>       |  |
| Smooth Metallic Cover and Cable Doors for Tile Applications<br>Cover Dimensions 10.30" x 10.30"   | Aluminum Finish<br>Brass Finish<br>Black<br>Gray | <b>LCFBCALT</b><br><b>LCFBCBRST</b><br><b>LCFBCBKT</b><br><b>LCFBCGYT</b>     |  |






**Compatible SystemOne Recessed 8" Covers\***

|                                  |                      |                   |
|----------------------------------|----------------------|-------------------|
| Solid Cast Aluminum Construction | Brushed Aluminum     | <b>S1R8CVRALU</b> |
|                                  | Black Powder Coat    | <b>S1R8CVRBLK</b> |
|                                  | Brushed Brass Plated | <b>S1R8CVRBRS</b> |
|                                  | Bronze Plated Finish | <b>S1R8CVRBRZ</b> |
|                                  | Satin Nickel Plated  | <b>S1R8CVRNKL</b> |



\*LCFBS1R8ADAPT Required

**Face Plates**

|  |   |  |   |  |
|--|---|--|---|--|
| <b>LCFBP8</b><br><br>Duplex | <b>LCFBP26</b><br><br>Style Line®<br>Decorator Opening | <b>LCFBP720</b><br><br>Single Receptacle<br>(for 1.56" boss dia.) | <b>LCFBIM</b><br><br>3-Unit Hubbell iSTATION<br>(See Network Wiring section for module options) | <b>LCFBP14</b><br><br>Blank |
|--|---|--|---|--|