

Hubbell Wiring Systems Pre-Wired Raceway Product Guide



- ✓ **Documented and Built to Your Specification**
- ✓ **Kitted & Delivered as Ordered**
- ✓ **Installs Fast and Efficiently**

*Complete more projects, on-time, more profitably,
with Hubbell Pre-Wired Raceway Systems...*



Pre-Wired Raceway Product Guide

Hubbell has been setting the standard in the electrical industry since 1888, through innovations such as Twist-Lock®, Hospital Grade, and AUTOGUARD® Self Test GFCI receptacles. Again, Hubbell has listened to our customers for new innovation, capacity requirements, and flexibility. We have taken raceway systems to the next level with Pre-Wired Raceway Systems that are manufactured to your specifications.

Our pre-wired raceway systems will accommodate your power and data requirements as your facility changes over time. Pre-wired raceways provide you with the benefit of keeping your fast track projects on schedule, and completing the job on time! Our pre-wired raceway solutions will save up to 45% of the installation time needed for field installing component raceway parts.

Pre-wired raceways are available in:

- ✓ Steel (Ivory and Gray): Single or Multi-Channel
- ✓ Aluminum: Single or Multi-Channel
- ✓ Non-Metallic (Office White): Multi-Channel

Save Time & Money, Completing the Job Quicker and On Schedule, With Hubbell...

With Standard Raceway...



- ✓ Unpack, identify and sort component parts.
- ✓ Deliver components to work area for assembly and installation.
- ✓ Measure and cut.
- ✓ Clean and de-burr sharp edges.
- ✓ Secure to the wall and fasten.
- ✓ Pull wire.
- ✓ Label and bundle each raceway circuit.
- ✓ Install receptacles and test.



Project Support and Documentation

- ✓ A local and factory support team is there to assist in defining bills of material and project quotes so costs can be budgeted accordingly.
- ✓ A project engineer, located at the factory, is assigned to your project as a direct point of contact.



Manufacturing and Testing

- ✓ Precisely measured, cleanly cut, wired and assembled to your specifications.
- ✓ The wiring harness is then bundled and labeled with circuit identification for ease of installation.
- ✓ Assembly is tested for assured continuity and 100% quality inspection before kitting.



Installs In A Snap!

- ✓ Raceway ducts are kitted, labeled, and shipped by room, area and/or floor locations.
- ✓ Just remove raceway from the packaging and secure to the wall.
- ✓ Make power connections, snap on covers, test and you are done!

With Hubbell Pre-Wired Raceway...



- ✓ Pallet delivered to your worksite, labeled by room, floor area and/or building.
- ✓ Unpack and install!
- ✓ Connect pre-wired and pre-cut raceway sections
- ✓ Installed in half the time!



Typical Applications...



Schools and Universities



Research Laboratories



Medical and Pharmaceutical



Commercial Offices



Retail Stores



Work Bench Solutions



Construction Features and Ordering Process

Construction features:

- ✓ Individual lengths of raceway “ducts” are precisely cut at the factory per construction drawings.
- ✓ Electrical receptacles are installed as per electrical specifications and construction drawings.
- ✓ Power circuits are installed as per construction drawings, including:
 - conductor size and type
 - type and number of circuits
 - 100% factory tested
 - Utilize insulation displacement connectors (IDC) for receptacle connections
- ✓ Device cover plates, end caps, elbows, wire clips, raceway covers, and other required raceway fittings are included for each raceway duct.
- ✓ Circuit / receptacle labels are optional.

Order process:

- ✓ Customer provides bill of material of all raceway components, linear feet, elbows, wiring devices, and circuits to Hubbell for a formal quotation.
- ✓ Hubbell quotes the entire BOM as a pre-wired raceway project.
- ✓ Upon receipt of a customer order, Hubbell application engineer prepares a detailed product submittal from actual construction drawings for customer final approval.
- ✓ Upon customer approval Hubbell schedules and ships order per customer’s requirements.

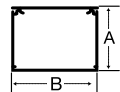
Aluminum, Steel and Non-Metallic Pre-Wired Raceways

Aluminum Pre-Wired Raceway

(LINKOSITY™ devices may be utilized with this Raceway Series)

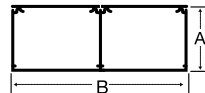
HBLALU3800 Series Aluminum Raceway

Aluminum Raceway, Single Channel; Satin Anodized Finish
A: 2.25" (57.15) ; B: 3.00" (76.20)



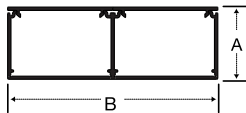
HBLALU4800 Series Aluminum Raceway

Aluminum Raceway, Two Channel; Satin Anodized Finish
A: 2.25" (57.15); B: 6.00" (152.40)



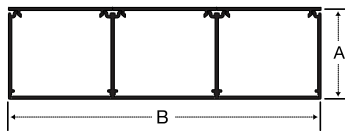
HBLALU5000 Series Aluminum Raceway

Aluminum Raceway, Two Channel; Satin Anodized Finish
A: 1.75" (44.45); B: 5.08" (129.03)



HBLALU7620 Series Aluminum Raceway

Aluminum Raceway, Three Channel; Satin Anodized Finish
A: 2.25" (57.15); B: 7.62" (193.55)

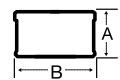


Steel Pre-Wired Raceway

(LINKOSITY™ devices may be utilized with this Raceway Series)

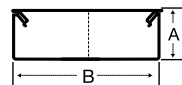
HBL3000 Series Metal Raceway

Steel Raceway, Single Channel; Ivory or Gray Finish.
A: 1.53" (38.86); B: 2.75" (69.85)



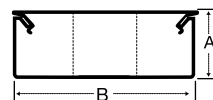
HBL4750 Series Metal Raceway

Steel Raceway, Single or Two Channel (with Divider); Ivory or Gray Finish.
A: 1.75" (44.45); B: 4.75" (120.65)



HBL6750 Series Metal Raceway

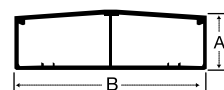
Steel Raceway, Single; Two Channel (with One Divider); or Three Channel (with Two Dividers); Ivory or Gray Finish.
A: 2.22" (56.39); B: 6.75" (171.45)



Non-Metallic Pre-Wired Raceway


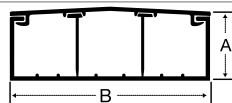
PB2 BaseTrak® Series Non-Metallic Raceway

Non-Metallic Raceway, Two Channel, Office White Color.
A: 1.63" (41.40); B: 4.50" (114.30)











PS3 Super BaseTrak® Series Non-Metallic Raceway

Non-Metallic Raceway, Three Channel, Office White Color.
A: 1.97" (50.04); B: 6.70" (170.18)



Pre-Wired Raceway Product Guide



Pre-Wired Raceway Wire Fill Capacities		Power (THHN/T90 Nylon)			Voice		Data (Copper Cables)					Data (Multimode Fiber Optic Cables)				
		14 AWG	12 AWG	10 AWG	4-Pair	25-Pair	Type RG59U	Cat. 5e	Cat. 6	Cat. 6A	Cat. 6 STP	(2) or (4) Fiber Round Cable	Fiber Optic Jumpers	Fiber Optic Zip Cord		
		Wire O.D. (in):	0.111	0.13	0.164	0.19	0.41	0.242	0.21	0.25	0.35	0.29	0.19	0.118	.12 X .24	
		Wire Area (sq. in.):	0.0097	0.0133	0.0211	0.0283	0.1320	0.0460	0.0346	0.0491	0.0962	0.0660	0.0283	0.0109	0.0288	
Series		Channel Area (sq. in.)	Wire Fill Capacity			40%	40%	40%	40%	40%	40%	40%	40%	40%	40%	
HBL3000	No Divider	3.70	152	111	70	52	11	32	43	30	15	22	52	136	51	
HBL4750	No Divider	7.20	296	216	136	102	22	63	83	59	30	44	102	264	100	
	Divider Centered Ch. A	3.10	127	93	58	44	9	27	36	25	13	19	44	114	43	
	Divider Centered Ch. B	3.30	127	93	58	47	10	29	38	27	14	20	47	121	46	
	Divider Offset Ch. A	2.10	86	63	39	30	6	18	24	17	9	13	30	77	29	
	Divider Offset Ch. B	4.30	176	129	81	61	13	37	50	35	18	26	61	158	60	
HBL6750	No Divider	13.77	566	412	259	195	42	120	159	112	57	83	195	505	191	
	Divider Offset 1/3 Ch. A	4.59	189	138	86	65	14	40	53	37	19	28	65	168	64	
	Divider Offset 2/3 Ch. B	9.18	379	278	173	130	28	80	106	75	38	56	130	337	128	
HBLALU3800	No Divider	5.80	214	156	98	82	18	50	67	47	24	35	82	213	81	
HBLALU4800		Center Divider/ Both Channels	11.60	428	312	196	164	35	101	134	95	48	70	164	426	161
		Center Divider/ 1 Channel	5.80	214	156	98	82	18	50	67	47	24	35	82	213	81
PB2		Center Divider/ 1 Channel	2.86	42	30	28	40	9	25	33	23	12	17	40	105	40
PS3		Channel A or C	3.41	42	36	42	48	10	30	39	28	14	21	48	125	47
		Channel B	3.76	42	36	42	53	11	33	43	31	16	23	53	138	52

Note: Pathway (Raceway) fill shall be 40% maximum. Raceway fittings and outlets/receptacles reduce the cross section of the raceway system, thus reducing overall cable fill capacity.

Physical Properties

Material Steel
Anodized Aluminum
*PVC (UV Stabilized)

Codes/Standards

NEC Article 386 / *388
TIA/EIA 596B
UL Standard UL 5
*UL 5A
Listings E253976 / E253830 / E253833
*E118895 / *E119190 / E80107

CSA Standard C22.2 no. 62 and 62.1
Certification LR87514
Flame Rating *UL94V-0
* Pertains only to non-metallic raceways.

  UL Listed, CSA Certified

Hubbell Installation Efficiency Product Solutions

Pre-Fab Solutions

Pre-fab solutions can reduce projects by as much as 30% while reducing on-site waste. The Rough in Ready Pre-fab solution offered by Hubbell provides a variety of options from innovative bracket to cable-ready assemblies.



CONNEXION

Hubbell CONNEXION Zone Distribution System is a factory assembled modular plug and play system that delivers power and data to the workstation in raised floor installations.



Factory Pre-Wired Solutions

Pre-wired receptacles with factory provided leads are the perfect choice for contractors who assemble electrical components in advance for their projects.

HUBBELL[®]
Wiring Device-Kellems

www.hubbell-wiring.com

