




- ✓ Closed door panel access
- ✓ Closed door safety
- ✓ Convenient GFCI testing



Maximizes Personnel Protection From:



-  Arc Flash Hazard
-  High Voltage
-  Shock Hazard

- Helps protect personnel from Arc Flash hazardous installations covered in NFPA 70E.
- Satisfies control panel utility receptacle standard per NFPA 79*



- ALL utility receptacles must be GFCI protected
- ALL external utility receptacles must be covered
- ALL covers must maintain enclosure rating

* NFPA 79 Electrical Machinery Standard 2002 Edition Sections 16.1.1 (6), 16.1.2

Available in
UL TYPE 4/12 and
UL TYPE 4X Versions!

Hubbell GFCI with
Functionality Indicator

Protective clear cover

Cat 5e Ethernet access

Overcurrent protection




Supplemental "Tool"
entry screw closure

Locking Hasp
accepts 5/32" padlock



Additional
convenience outlet
on GFCI versions



Finger-safe
contacts

Stainless steel
snap latch

NFPA 70E Compliant



Ordering Information

Description

UL TYPE 4/12

UL TYPE 4X

20A 125V GFCI with In-Cabinet Receptacle



PR20

—

20A 125V GFCI with In-Cabinet Receptacle and Cat 5e Ethernet Access



PR205E



PR4X205E

20A 125V GFCI with In-Cabinet Receptacle, Cat 5e Ethernet Access and 3A Circuit Breaker



PR205EB



PR4X205EB

Cat 5e Ethernet Access only



P5E



P4X5E

15A 125V Power and Cat 5e Ethernet Access



P155E



P4X155E

15A 125V Power, Cat 5e Ethernet Access and 3A Circuit Breaker



P155EB



P4X155EB

Specifications

Electrical GFCI - conforms to UL 943 2006 requirement
 In-Cabinet Receptacle - GFCI protected
 Data Jack - Cat 5e
 Circuit Breaker - 3A

Environmental Enclosure - UL Type 4/12 or UL Type 4X

Mechanical Cover - Clear Polycarbonate (UV Rated)
 Housing - Cast Aluminum
 Finish - Powder Coat
 Latch - Stainless steel

Certification UL Recognized
 CSA Certified

